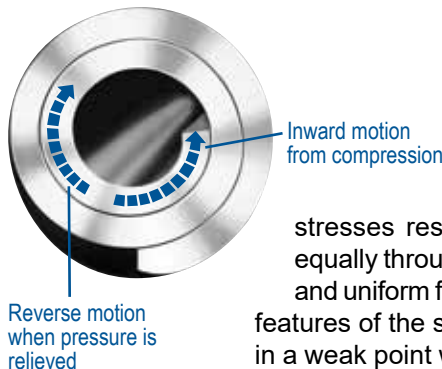


Only Coiled Pins utilise the coiled spring concept; a recognised superior pin design. This imparts to **SPIROL** Coiled Pins unique features not found in other Spring Pins or Solid Pins. More than fasteners, SPIROL Coiled Pins are also shock absorbing elements which are integral, active components of a total assembly. There are other pinning methods, but when the total assembly's manufacturing cost, quality and useful life are important, the pin of choice is the SPIROL Coiled Pin.

Absorbs Shock and Vibration

The SPIROL Coiled Pin design represents broad design latitude in the control and development of pin flexibility. The engineered flexibility of SPIROL Coiled Pins provides for compression of the pin into the hole and for continued flexibility after insertion. Without this flexibility, the total load applied to the pin would be transmitted to the hole wall without dampening the impact. Since the host material is normally softer than the pin, elongation or enlargement of the hole would result. The fit between the hole and the pin would become loose, increasing the impact force and accelerating the rate of hole damage. The inevitable result would be premature failure of the assembly. In properly engineered applications, the flexibility of SPIROL Coiled Pins dampens shock and vibration, thus eliminating hole damage to all the components of the assembly resulting in maximum product life.



Uniform Strength and Flexibility

The shear strength and flexibility of SPIROL's Coiled Pin is not affected by the direction of force. Compression causes the pin to coil from the outer edge inwardly towards the centre. As the pressure is relieved, which happens in shock and vibration, the pin action reverses thereby maintaining a constant radial force. Application of an excessive load results in compression into a solid tube. Further loading causes shear failure. In properly engineered applications, this condition should not occur.

Equal Stress Distribution

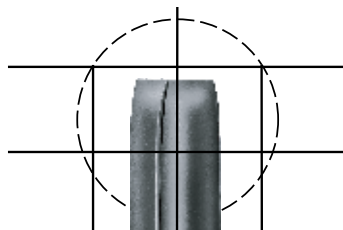
Stresses imparted to the pin during installation compression as well as stresses resulting from applied loads are distributed equally throughout the pin's cross section. This concept and uniform flexing and strength are related and inherent features of the spiral design. Stress concentration results in a weak point where progressive shear failure starts and premature fatigue occurs. SPIROL Coiled Pins have no weak points.

Swaged Chamfers

SPIROL Coiled Pins have a smooth, concentric lead-in chamfer with a radius which blends into the diameter of the pin. There are no sharp angles or edges to bite into the hole wall. The swaged chamfer provides maximum compression leverage with minimum thrust resistance to ease insertion. The chamfer concentricity assists in alignment of holes.

Square Ends

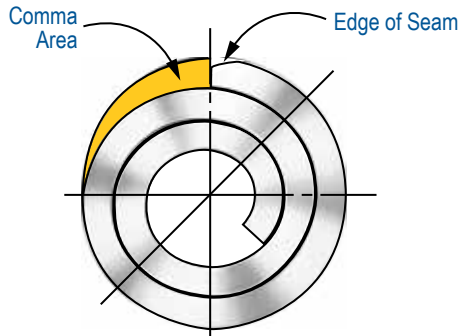
SPIROL Coiled Pins have clean, square cut ends. This has a substantial impact on trouble-free automatic installation as the square ends enable the pin to align itself with the installation punch/quill to ensure the pin remains straight as it is inserted into the hole. The clean-cut ends also impart a quality image to the assembly.



The smooth, concentric chamfer combined with square, clean-cut ends translates into trouble-free installation.

Closer Diameter Tolerances

SPIROL Coiled Pins have a closer diameter tolerance than any other Spring Pin. At least 270° of the outer circumference is within the specified tolerance range. The minimum diameter is not averaged, as is the case with other Spring Pins. The edge of the seam is designed to be tucked below the hole diameter to prevent the edge from contacting the host. These factors combine to make SPIROL Coiled Pins ideal for hinge, axle, and dowel applications.



The edge of the seam is designed to be tucked down and away from the hole diameter.

Conforms to Hole

The thin gauge material and the 2¼ coiled construction gives the pin a greater inherent ability to conform itself radially and longitudinally to the hole wall. It can be used in out-of-round and tapered holes without negatively affecting its performance. SPIROL Coiled Pins develop a mean radial pressure without excessive high points which would result in hole damage upon insertion or under loading. Other types of Spring Pins typically have three points of contact between the pin and the hole which results in focused stress over a limited contact surface area. On the contrary, SPIROL Coiled Pins maximise contact between the pin and the hole resulting in better load distribution and reduced possibility of hole damage.

Lower Insertion Pressure – Radial Tension

Standard and light duty SPIROL Coiled Pins require less pressure to insert than other Spring Pins. In addition, these pins exert less radial tension, an important factor where holes are in thin sections or close to an edge. It is also important when using soft, weak or brittle materials such as aluminium or plastic. The benefit is lower component damage and fewer rejects. An added benefit to lower insertion force is insertion machinery can use smaller cylinders, and if manually installed, the assembler is less subject to fatigue or repetitive motion syndrome.

Wider Range of Duties, Diameters and Materials

SPIROL Coiled Pins are offered in more duties, materials and smaller diameters than other Spring Pins. The Coiled Pin is available in three duties so that the pin may be tailored to the host material and application requirements. A wide variety of standard materials and finishes provide the necessary strength, corrosion resistance, fatigue life, and appearance to suit any need. The superior spring design also permits the use of non-heat treatable materials, such as austenitic stainless steel, while continuing to maintain spring characteristics.

Wider Hole Tolerance Range

SPIROL Coiled Pins can be installed in holes with a wide diameter tolerance. Holes can be drilled according to normal shop practices, drills can be used longer, and the feed rate of the drills can be maximised. Drilling can be eliminated completely by utilizing moulded, cast, and stamped holes. No secondary hole preparation is necessary to be able to use a Coiled Pin.

Straightness

Although the straightness specifications are technically the same, carbon steel Coiled Pins of longer length in relationship to diameter are straighter than roll-formed Slotted Pins. The stresses imparted during the heat treating process distort long Slotted Pins into a "banana shape" caused by the material stretching at the slot and contracting 180° opposite the slot. Straightness is important in numerous applications and for trouble-free insertion.

Automatic Feeding

The square ends and the absence of slots have a substantial impact on trouble-free automatic feeding. Of most importance is the absence of a slot which eliminates pin nesting and interlocking—a major problem in automation.



Example of interlocked Slotted Pins.

Reusable

When driven from a hole, the SPIROL Coiled Pin expands towards its original diameter. The same pin may be reused in the same hole.

Technical Centres

Europe SPIROL United Kingdom
17 Princewood Road
Corby, Northants
NN17 4ET United Kingdom
Tel: +44 (0) 1536 444800
Fax: +44 (0) 1536 203415

SPIROL France
Cité de l'Automobile ZAC Croix Blandin
18 Rue Léna Bernstein
51100 Reims, France
Tel: +33 (0) 3 26 36 31 42
Fax: +33 (0) 3 26 09 19 76

SPIROL Germany
Ottostr. 4
80333 Munich, Germany
Tel: +49 (0) 89 4 111 905 71
Fax: +49 (0) 89 4 111 905 72

SPIROL Spain
Plantes 3 i 4
Gran Via de Carles III, 84
08028, Barcelona, Spain
Tel/Fax: +34 932 71 64 28

SPIROL Czech Republic
Evropská 2588 / 33a
160 00 Prague 6-Dejvice
Czech Republic
Tel: +420 226 218 935

SPIROL Poland
ul. Solec 38 lok. 10
00-394, Warsaw, Poland
Tel: +48 510 039 345

Americas SPIROL International Corporation
30 Rock Avenue
Danielson, Connecticut 06239 U.S.A.
Tel: +1 860 774 8571
Fax: +1 860 774 2048

SPIROL Shim Division
321 Remington Road
Stow, Ohio 44224 U.S.A.
Tel: +1 330 920 3655
Fax: +1 330 920 3659

SPIROL Canada
3103 St. Etienne Boulevard
Windsor, Ontario N8W 5B1 Canada
Tel: +1 519 974 3334
Fax: +1 519 974 6550

SPIROL Mexico
Avenida Avante #250
Parque Industrial Avante Apodaca
Apodaca, N.L. 66607 Mexico
Tel: +52 81 8385 4390
Fax: +52 81 8385 4391

SPIROL Brazil
Rua Mafalda Barnabé Soliane, 134
Comercial Vitória Martini,
Distrito Industrial,
CEP 13347-610, Indaiatuba, SP, Brazil
Tel: +55 19 3936 2701
Fax: +55 19 3936 7121

Asia Pacific SPIROL Asia Headquarters
1st Floor, Building 22, Plot D9, District D
No. 122 HeDan Road
Wai Gao Qiao Free Trade Zone
Shanghai, China 200131
Tel: +86 (0) 21 5046-1451
Fax: +86 (0) 21 5046-1540

SPIROL Korea
16th Floor, 396 Seocho-daero,
Seocho-gu, Seoul, 06619, South Korea
Tel: +82 (0) 10 9429 1451

e-mail: info-uk@spirol.com

SPIROL.co.uk



Coiled Spring Pins



Slotted Spring Pins




Solid Pins



**Alignment Dowels /
Bushings**



**Spacers & Rolled
Tubular Components**



**Compression
Limiters**



**Threaded Inserts
for Plastics**




Railroad Nuts



Disc Springs



**Precision Shims &
Thin Metal Stampings**



Precision Washers



**Parts Feeding
Technology**



**Pin Installation
Technology**



**Insert Installation
Technology**



**Compression Limiter
Installation Technology**

Please refer to www.SPIROL.co.uk for current specifications and standard product offerings.

SPIROL offers complimentary Application Engineering support! We will assist on new designs as well as help resolve issues, and recommend cost savings on existing designs. Let us help by visiting **Application Engineering Services** on SPIROL.co.uk.